

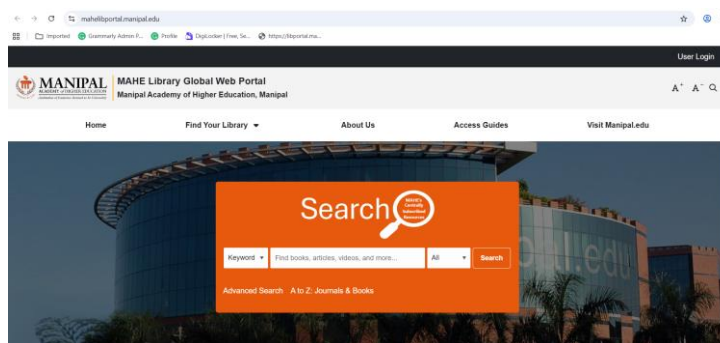
MAHE Library Global Web Portal

New Unified Library Solution
<https://mahelibportal.manipal.edu/>

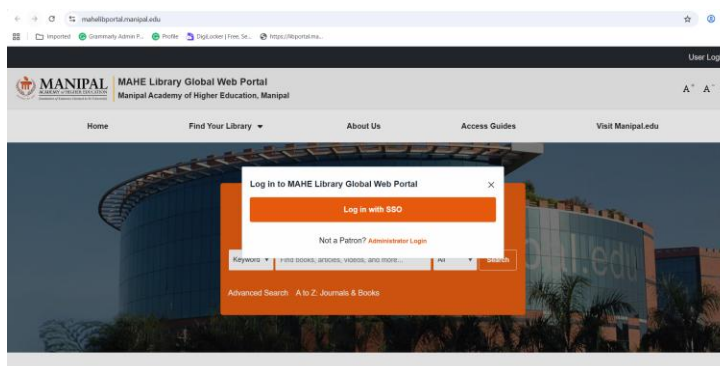


Access & User Guide
(for Remote Access via OpenAthens and On-Campus Use)

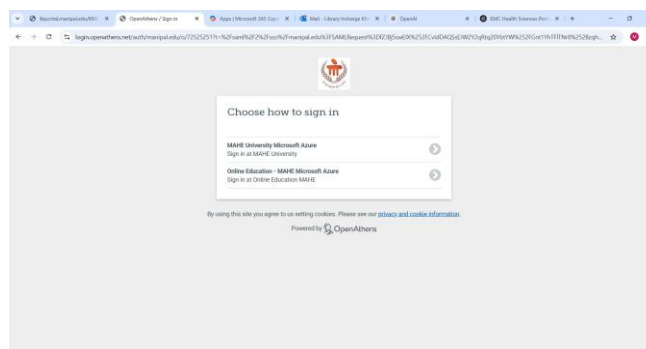
Step 1: Go to <https://mahelibportal.manipal.edu/>



Step 2: Click the “Login” button at the top right corner of the homepage and select “Log in with SSO”.



Step 3: Sign in using your @manipal.edu or @learner.manipal.edu email through the MAHE University Microsoft Azure option (Office 365 login).



About the Unified Library Solution Portal

The **Unified Library Solution** provides a **one-stop search platform** for accessing all electronic and open-access resources. It integrates:

- **Stacks (CMS)** – for managing web content.
- **EBSCO Discovery Service (EDS)** – for unified search.
- **OpenAthens** – for secure remote access.

This platform is designed to simplify your search journey and improve access to resources.

Portal Overview – Key Layers & Features

Layer I – Quick Search Tools

- Search Box – Search by keyword, title, or author.
- Advanced Search – For more specific search options.
- A-Z List – Access all journals & books alphabetically.

Layer II – Resource Access

- Subscribed e-journals, databases & eBooks.
- A-Z browsing by resource type or subject.
- Digital repositories, Research tools, Koha – Library catalog search, etc.

Layer III – Know Your Library

- Library overview, available services, collections, accessible facilities, past question papers, etc.

Layers IV–VII – Stay Updated

- Important Links, Downloads, Feedback & FAQ's.
 - Events, News, Library Hours, Location & Contact.
-