

## MAHE Libraries Global Webportals

### New Unified Library Webportals

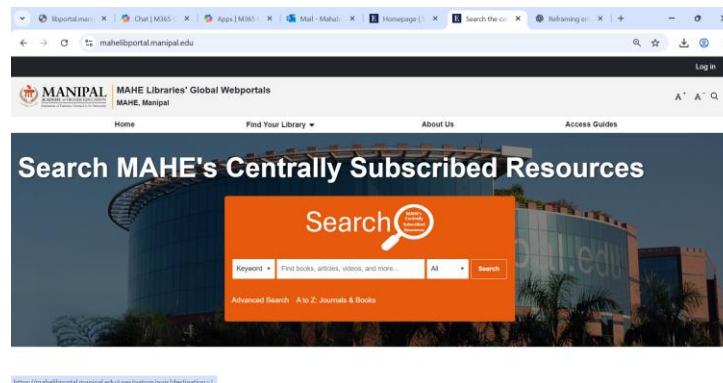
<https://mahelibportal.manipal.edu/>



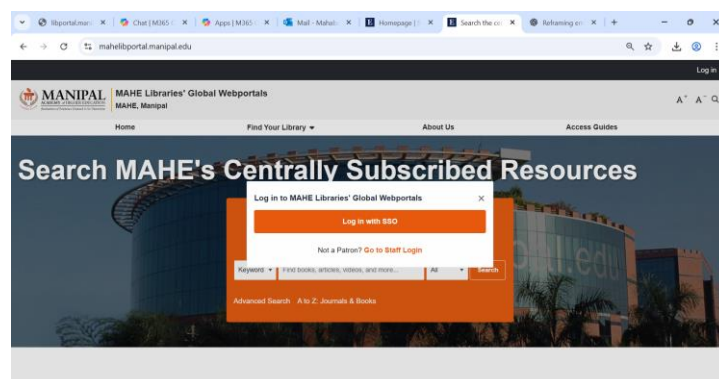
### Access & User Guide

(for Remote Access via OpenAthens and On-Campus Use)

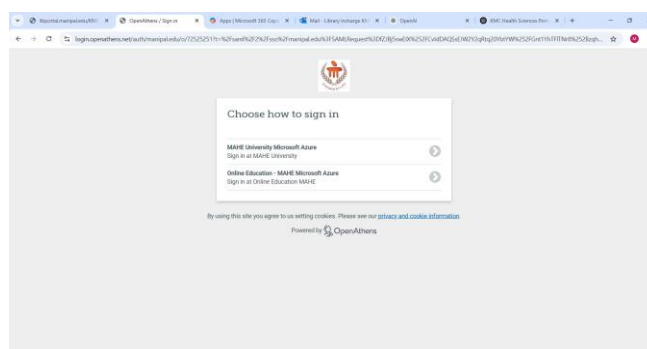
**Step 1:** Go to <https://mahelibportal.manipal.edu/>



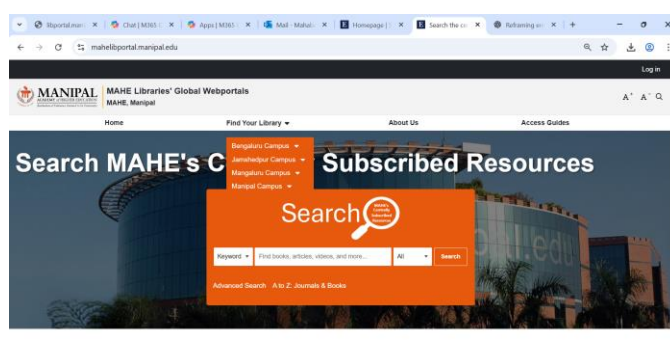
**Step 2:** Click the "Login" button at the top right corner of the homepage and select "Log in with SSO".



**Step 3:** Sign in using your **@manipal.edu** or **@learner.manipal.edu** email through the **MAHE University Microsoft Azure** option (Office 365 login).



**Step 4:** After logging in, please select your library by clicking on the **"Find Your Library"** option to gain full access to the Unified Library Solution portal and all its features.



---

### About the Unified Library Solution Portal

The **Unified Library Solution** provides a **one-stop search platform** for accessing all electronic and open-access resources. It integrates:

- **Stacks (CMS)** – for managing web content.
- **EBSCO Discovery Service (EDS)** – for unified search.
- **OpenAthens** – for secure remote access.

This platform is designed to simplify your search journey and improve access to resources.

---

### Portal Overview – Key Layers & Features

#### **Layer I – Quick Search Tools**

- Search Box – Search by keyword, title, or author.
- Advanced Search – For more specific search options.
- A-Z List – Access all journals & books alphabetically.

#### **Layer II – Resource Access**

- Subscribed e-journals, databases & eBooks.
- A-Z browsing by resource type or subject.
- Digital repositories, Research tools, Koha – Library catalog search, etc.

#### **Layer III – Know Your Library**

- Library overview, available services, collections, accessible facilities, past question papers, etc.

#### **Layers IV–VII – Stay Updated**

- Important Links, Downloads, Feedback & FAQ's.
  - Events, News, Library Hours, Location & Contact.
-